

Logon to Online banking

Personal Business Corporate

India English Register > Log On

HSBC Banking Cards & Accounts Borrowing Home & Personal Loans Investing Wealth & Insurance NRI Non-Resident Services Offers Offers & Rewards Online Banking Banking made easy

Log On

Please enter your username ?

Remember me

Continue

Not registered for Personal Internet Banking? >

Contact HSBC
Enquire online, call or send a message >

Find a branch or ATM
Find your nearest HSBC branch or ATM >

Frequently Asked Questions
See the FAQs on our products >

About HSBC
Careers, media, investor and corporate information >

Click [here](#) to logon Online banking

Enter your username and click **Continue** to proceed.

***Click on the checkbox "Remember me" to auto-populate your username during your next Log On*

Back

Next

Input your security code

Personal Business Corporate

India English Register > Log On

HSBC Banking Cards & Accounts

Borrowing Home & Personal Loans

Investing Wealth & Insurance

NRI Non-Resident Services

Offers Offers & Rewards

Online Banking Banking made easy

Good afternoon ▾

Please enter your security code

How to generate a security code >

Log on

Contact HSBC Enquire online, call or send a message >

Find a branch or ATM Find your nearest HSBC branch or ATM >

Frequently Asked Questions See the FAQs on our products >

About HSBC Careers, media, investor and corporate information >

Please enter your security code from your physical security device or digital secure key.

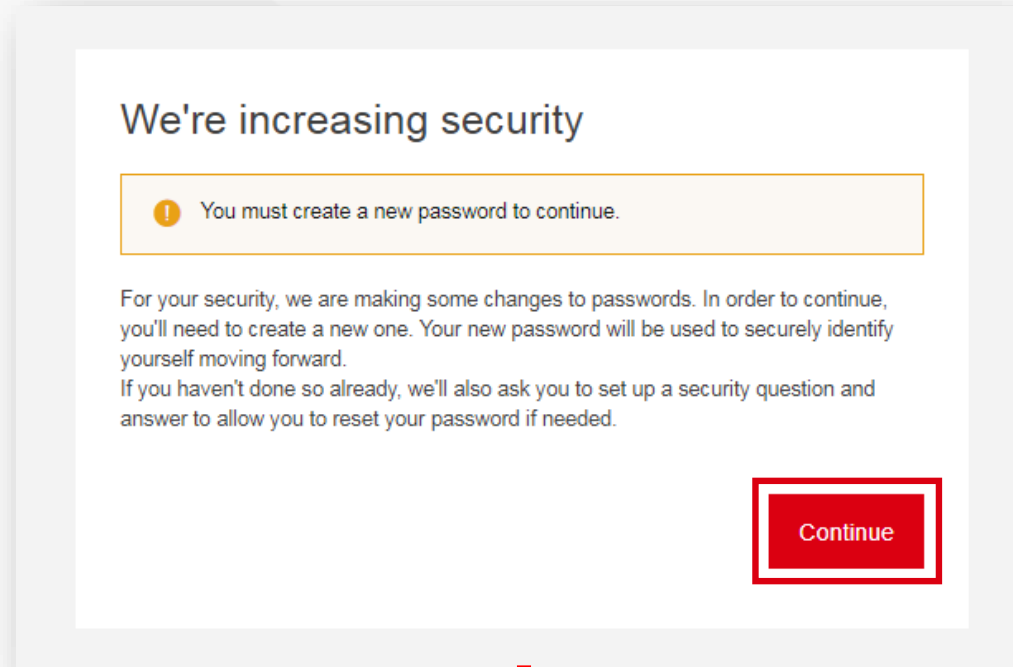
Click on **Log on** to proceed.

Back

Next

Create new password

The system will then prompt you to create a new password. You have to follow the steps and click on **Continue**.



Please click on **one of the below two options** following to your profile

For customer using the physical secure device

OR

For customer using the Digital Secure Key

Back

Next

Create new password by Physical Security Device

Create new password

Your new password will be used to securely identify yourself moving forward.

Password

 Show

Confirm password

 Show

Enter your re-authentication code to proceed



Step 1

Press and hold the green button on your Security Device, then enter your Security Device PIN.



Step 2

Press 3 to generate your re-authentication code.

Step 3

Enter your re-authentication code in the box below.

Enter your 6-digit re-authentication code



Confirm

Step 1: Create a password of your choice

Step 2: Type the same password again to Confirm

Step 3: Press on the Green button on your security device for 2 seconds and then input your 6 digit PIN. Then you will be able to see the HSBC welcome screen, press the number 3.

Step 4: Enter the 6 digit code displayed on your security device on the screen and click on **Confirm**

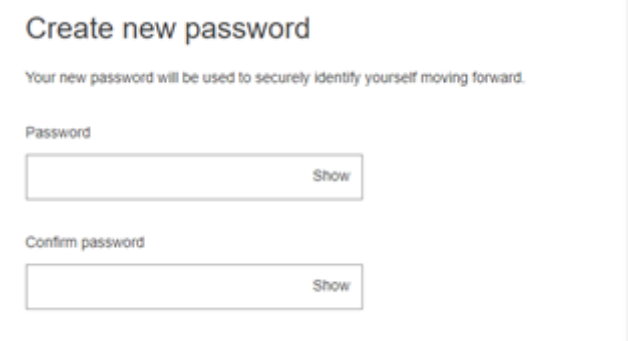
Back

Next

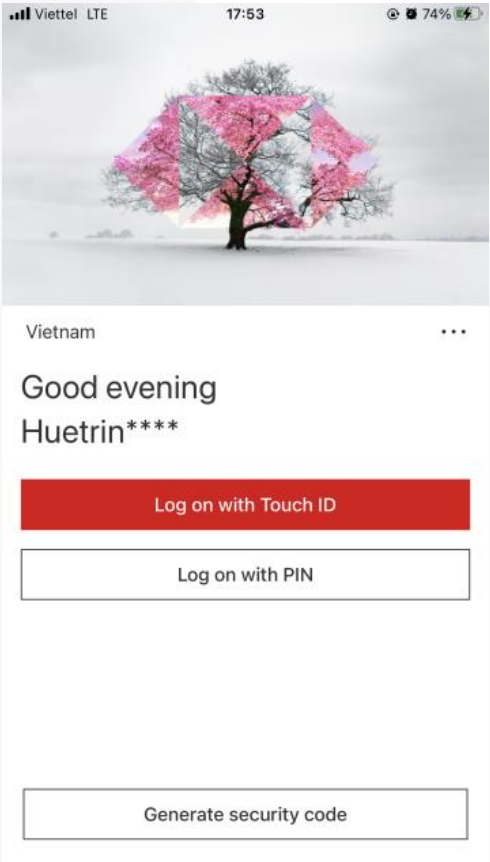
Create new password by Digital Secure Key

Step 1: Create a password of your choice

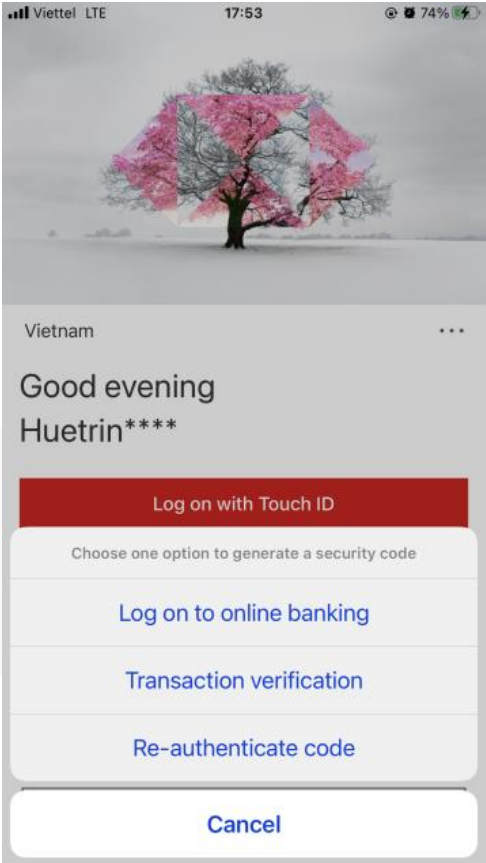
Step 2: Type the same password again to Confirm



Step 3: Open HSBC Vietnam app, select "Generate security code"

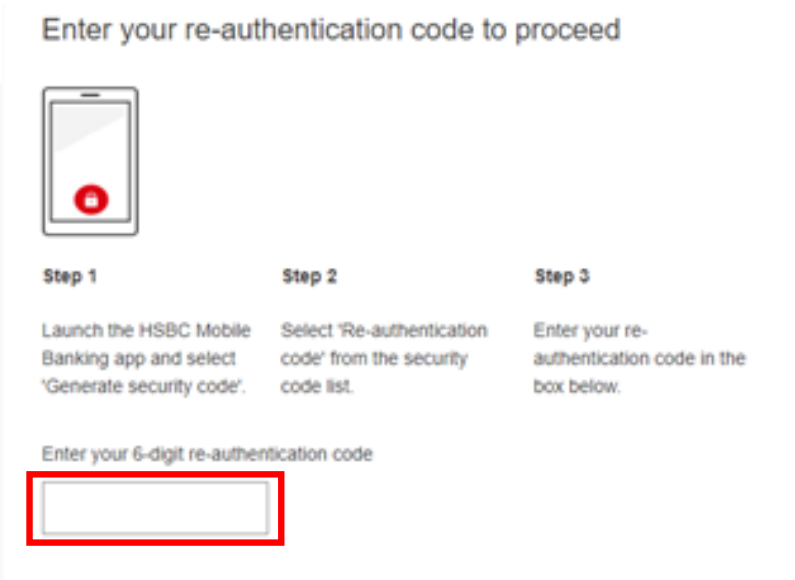
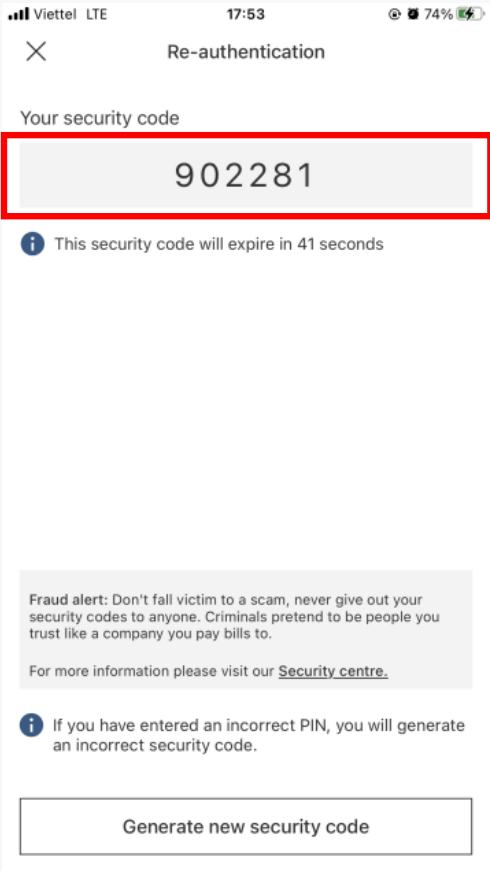


Step 4: Choose the 3rd option "Re-authentication"




Create new password by Digital Secure Key

Step 5: Enter the 6 digit code displayed on Mobile app on the screen and click on **Confirm**



Password creation acknowledgement



New password created

These are the new security details you will use to reset your password if required.

[Continue](#)

Once you have completed all the required steps, you will be notified that your new password has been successfully created.

You can now click on **Continue** and get access your Online Banking.

For more information on Online Banking features and services, please click [here](#).